

CAV Repairables Portal



Presented to:
CAV RP Symposium

Presented by:
**Caitlyn Mullen
Petter Prime
Jared Perceman
George Kunzweiler**

15 April 2026





- CAV RP Overview
- Due Ins & Receipts
- Inductions/Completions/Upgrades
- Shipments
- Reports & Miscellaneous
- Common Scenarios

What is Commercial Asset Visibility Repairables Portal (CAV RP)?

- CAV RP is a real-time web-based used for inventory management and reporting of Navy Working Capital Fund (NWCF) material
- This system allows NAVSUP WSS to track government-owned assets throughout the repair cycle

How is CAV RP Data Used?

- **Real-time:** Transactions automatically update the Navy's Enterprise Resource Planning (ERP) system
- Provides **NAVSUP Item Managers** the ability to monitor repair turn-around time
- Assists **NAVSUP Contract Managers** in Buy/Repair decisions
- **Serial Number Tracking** of specific units from manufacture to disposal
- **The timely and accurate reporting is crucial for achieving effective fleet readiness.**

Need To Know!

RIC - Routing Identifier Code

DoDAAC - Department of Defense Activity Address Code

CAGE - Commercial and Government Entity Code

NAVSUP CAV RP Analyst

CAV RP External Link

<https://external-portal.erp.navy.mil/>








CAV RP Statement of Work (SOW):

<https://www.navsup.navy.mil/NAVSUP-Enterprise/NAVSUP-Weapon-Systems-Support/Provisions-Instructions-and-Contract/>

Mechanicsburg CAV RP POCs		Philadelphia CAV RP POCs	
Supervisors		Supervisors	
david.spieles1.civ@us.navy.mil	scott.e.halbleib.civ@us.navy.mil	kristy.a.ropars.civ@us.navy.mil	robert.j.anderson631.civ@us.navy.mil
Analysts		Analysts	
brandon.n.wetzel.civ@us.navy.mil	amy.s.rivera.civ@us.navy.mil	alicia.m.westfall.civ@us.navy.mil	benjamin.j.beddis.civ@us.navy.mil
colleen.m.seiders.civ@us.navy.mil	carey.l.vuong.civ@us.navy.mil	christo.thankachan.civ@us.navy.mil	caitlyn.r.mullen.civ@us.navy.mil
evelyn.l.kimmel.civ@us.navy.mil	dvan.a.cornell.civ@us.navy.mil	cole.p.digney.civ@us.navy.mil	connor.a.dougherty.civ@us.navy.mil
george.kunzweiler.civ@us.navy.mil	hunter.e.noel.civ@us.navy.mil	jared.y.perecman.civ@us.navy.mil	gianna.m.penecale.civ@us.navy.mil
janet.l.aldrich4.civ@us.navy.mil	jared.m.strickland.civ@us.navy.mil	jeffrey.e.scheirer.civ@us.navy.mil	james.p.bradley48.civ@us.navy.mil
jasonpatrick.k.hardison.civ@us.navy.mil	justin.m.strickland11.civ@us.navy.mil	katelyn.b.gilinger.civ@us.navy.mil	jonathan.d.leonard11.civ@us.navy.mil
jessica.j.long3.civ@us.navy.mil	kaitlyn.m.myers5.civ@us.navy.mil	molly.k.mccue.civ@us.navy.mil	matthew.p.dever.civ@us.navy.mil
jocelyn.g.barrios.civ@us.navy.mil	lauren.r.evans10.civ@us.navy.mil	richard.d.young141.civ@us.navy.mil	robert.e.huesser.civ@us.navy.mil
nicholas.j.coban.civ@us.navy.mil	petter.prime.civ@us.navy.mil		will.j.stackhouse.civ@us.navy.mil
ryan.c.diehm.civ@us.navy.mil	valerie.s.baham.civ@us.navy.mil		
	vanessa.d.lambakis.civ@us.navy.mil		



Due Ins & Receipts

RP Goods Receipt							
Repair Goods Receipt D6K 	Repair Goods Reversals D6K Reversal 	Procurement Goods Receipt D4S 	Procurement Goods Reversals D4S Reversal 	Inventory Gain D8A 	Inventory Gain Reversals D8A Reversal 	Inventory Labels 	PDREP Product Data Reporti...

Repair Goods Receipt

- Receiving F condition material for repair
- Receiving J condition Misdirected material

Repair Goods Reversal

Procurement Goods Receipt & Reversals

- Receiving A condition procurement asset via DD250

Inventory Labels

Inventory Gain should not be used!

Transactions must be recorded into CAV RP within **7 business days** of the reportable event

Due In Report & Receipts

RP Goods Receipt

Repair Goods Receipt

D6K



Repair Goods Reversals

D6K Reversal



Procurement Goods Receipt

D4S



Procurement Goods Reversals

D4S Reversal



Inventory Gain

D8A



Inventory Gain Reversals

D8A Reversal



Inventory Labels



PDREP

Product Data Reporti...

RP Reporting

Repair Requisition Report

0 Ea.

Overdue Requisitions

Repair Material Report

Summary



Repair Material Report

History



Commercial Repair Turnaround Time

(RTAT Report)



Due In Report

0 Ea.

Open Due Ins

Commercial Repair Scorecard



Metrics by Repair Site

Stock Reconciliation Report



Transaction Reconciliation Report



*Condition Code:

*Quantity:

- A - REPAIR IS COMPLETED AND MATERIAL IS READY FOR ISSUE WITH
- B - REPAIR IS COMPLETED AND MATERIAL IS READY FOR ISSUE WITH
- C - REPAIR IS COMPLETED AND MATERIAL IS PRIORITY READY FOR I
- D - REPAIR IS COMPLETED AND MATERIAL REQUIRES TEST OR MODIFI
- E - TEARDOWN AND EVALUATION
- F - CARCASS IS NOT CURRENTLY BEING WORKED AND IS NOT READY F
- G - CARCASS IS AWAITING PARTS REQUIRED FOR REPAIR TO BE COMP
- H - CARCASS IS BEY.REP.OR BEY.ECO.REP. AND WILL BE SCRAPPED
- J - CARCASS IS MISIDENTIFIED OR MISDIRECTED
- K - PACKAGE DISCREPANCY
- L - CARCASS IS PENDING LITIGATION OR NEGOTIATION
- M - CARCASS IS INDUCTED FOR REPAIR
- P - CARC.IS BEYOND ECO.REP.BUT CONTAINS SOME SERVICE.COMPON.
- R - RECLAIMED/REQ CLASS
- S - UNSERVICEABLE SCRAP

Most Commonly Used:

F Condition

Not Ready For Issue (NRFI)

J Condition

Misdirected/Misidentified

A Condition

Ready For Issue (RFI)

Standard ▼ Hide Filter Bar Clear Filters Go

*Vendor RIC: *Material: *MILSDOC: *Condition Code: *Quantity:

Status:

RCDN	MILSDOC	Posting Status	Material	Cond Code	Issue Quantity	Quantity Remain	Posting Date	Action Date	Contract /PIIN	SPIIN	CLIN	SLIN
	N0038360011234	Open	012345678	F	10.000	10.000	03/25/2026	03/25/2026				

? Confirmation

No Records found!
Proceed to Posting without Reference (D6K)?

OK Cancel

If **ANY** of the information doesn't match the open SIT record **EXACTLY**, you will receive a Confirmation message.

Required:

- **Action Date**
 - This date can be updated to record when the asset was physically delivered
- **Serial Number**
 - Input SN located on the **physical** asset
 - If you cannot locate or it is not serialized, enter **Unknown (UNK), Not Serialized (NS)**

Recommended:

- **Location-** Where the asset is being stored
Ex: building #, shelf #
- **Reference Number** - Often a number used for internal tracking
Ex: Work Order #, RMA Number

Vendor RIC:

Material:

MILSDOC:

Condition Code:

Purchasing Doc.:

Quantity:

Action Date:

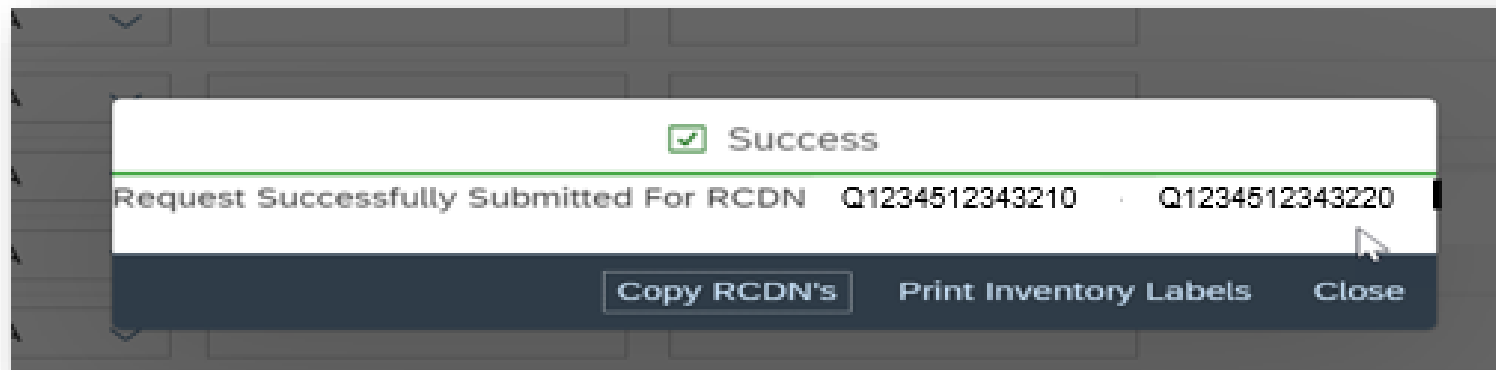
Trans Create Date:

Remarks:

##	*Serial Number	Suffix	Unit of Issue	Location	Contractor Reference
<input type="checkbox"/>	<input type="text" value="001"/>	<input type="text"/>	EA <input type="text"/>	AISLE/BAY/SHELF	WO1234567
<input type="checkbox"/>	<input type="text" value="002"/>	<input type="text"/>	EA <input type="text"/>	WAREHOUSE	PART NUMBER
<input type="checkbox"/>	<input type="text" value="123"/>	<input type="text"/>	EA <input type="text"/>	QXX	
<input type="checkbox"/>	<input type="text" value="234"/>	<input type="text"/>	EA <input type="text"/>	SUBVENDOR	
<input type="checkbox"/>	<input type="text" value="NS1"/>	<input type="text"/>	EA <input type="text"/>		
<input type="checkbox"/>	<input type="text" value="NS2"/>	<input type="text"/>	EA <input type="text"/>		
<input type="checkbox"/>	<input type="text" value="NS3"/>	<input type="text"/>	EA <input type="text"/>		
<input type="checkbox"/>	<input type="text" value="UNK1"/>	<input type="text"/>	EA <input type="text"/>		
<input type="checkbox"/>	<input type="text" value="UNK2"/>	<input type="text"/>	EA <input type="text"/>		
<input type="checkbox"/>	<input type="text" value="UNK3"/>	<input type="text"/>	EA <input type="text"/>		

Success!

- Asset(s) Received in CAV RP in **F Condition**
- CAV RP assigns a Repair Cycle Document Number (RCDN)



RP Reporting

Repair Requisition Report

0 Ea.

Overdue Requisitions

Repair Material Report Summary



Repair Material Report History



Commercial Repair Turnaround Time (RTAT Report)



Due In Report

0 Ea.

Open Due Ins

Commercial Repair Scorecard



Metrics by Repair Site

Stock Reconciliation Report



Transaction Reconciliation Report



- All open Stock In Transit (SIT) that is being shipped to your facility
- Reduces manual entry errors

- Enter RIC
- Verify information matches your DD1348
- Select Post GR Icon to Goods Receipt Entry



Post GR	RCDN Exists	POD Exists	MILSDOC	Material	Material Desc	Open Qty	Open UOM	Condition Code	Issuing Plant	Issue Date	Delv. Date
			N0038360011234	012345678	Nomenclature	10.000	EA	F	CAQ5	03/19/2026	
Purch. Order:						Line Item: 00010					
Recv. Plant: Q12											
			N0038360011234	012345678	Nomenclature	10.000	EA	F	CAQ5	03/19/2026	
Purch. Order:						Line Item: 00010					
Recv. Plant: Q12											
			N0038360011234	012345678	Nomenclature	10.000	EA	F	CAQ5	03/19/2026	
Purch. Order:						Line Item: 00010					
Recv. Plant: Q12											
			N0038360011234	012345678	Nomenclature	3.000	EA	F	CAQ5	03/19/2026	
Purch. Order:						Line Item: 00010					
Recv. Plant: Q12											
			N0038360011234	012345678	Nomenclature	7.000	EA	F	CSDH	03/19/2026	
Purch. Order:						Line Item: 00010					
Recv. Plant: Q12											

You will be brought to Repair Good Receipt with the DD1348 information prefilled

Standard ▼ Hide Filter Bar Clear Filters Go

*Vendor RIC: *Material: *MILSDOC: *Condition Code: *Quantity:


Status:

RCDN	MILSDOC	Posting Status	Material	Cond Code	Issue Quantity	Quantity Remain	Posting Date	Action Date	Contract /PIIN	SPIIN	CLIN	SLIN
	N0038360011234	Open	012345678	F	10.000	10.000	03/25/2026	03/25/2026				>


RP Goods Receipts Repair Goods Reversals

RP Goods Receipt


Repair Goods Receipt
D6K




Repair Goods Reversals
D6K Reversal




Procurement Goods Receipt
D4S




Procurement Goods Reversals
D4S Reversal




Inventory Gain
D8A



Inventory Gain Reversals
D8A Reversal



Inventory Labels



PDREP
Product Data Reporti...

[Hide Filter Bar](#) [Clear](#) [Filters](#) [Go](#)

Standard ▾

*Vendor RIC: Material: MILSDOC: Condition Code: Quantity:

RCDN: Status: From Date: To Date:

RCDN	MILSDOC	Posting Status	Material	Cond Code	Quantity	Posting Date	Action Date	Contract/ PIIN	SPIIN	CLIN	SLIN
Q1234512343210	N0038360011234	Process	012345678	F	1	08/14/2025	05/14/2025				>



Reversals on receipts **greater than 30 days** will need to be reviewed by your CAV Analyst to **approve/reject**

Vendor RIC:

Material:

MILSDOC:

Condition Code:

Purchasing Doc.:

Quantity:

Contract Number (PIIN):

SPIIN Number:

CLIN:

SLIN:

Action Date:

Trans Create Date:

Remarks:

Materials

##	RCDN	*Serial Number	Suffix	Unit of Issue	Location	Contractor Reference
1	Q1234512343210	0123		EA		



RP Goods Receipts

Procurement Goods Receipt

RP Goods Receipt

Repair Goods Receipt
D6K



Repair Goods Reversals
D6K Reversal



Procurement Goods Receipt
D4S



Procurement Goods Reversals
D4S Reversal



Inventory Gain
D8A



Inventory Gain Reversals
D8A Reversal



Inventory Labels



PDREP
Product Data Reporti...

Procurement Goods Receipt (D4S) ▾

Standard ▾

Hide Filter Bar Clear Filters Go

*Vendor RIC: *Material: *Condition Code: A - REPAIR IS COMP... ▾ *Quantity: 1

Posting Status	Material	Cond Code	Quantity	Quantity Remain	Posting Date	Action Date	Contract/PII N	SPIIN	CLIN	SLIN	
Open	01 [REDACTED]	A	1.000	1.000	2024.02.22	2024.02.22	N00383 [REDACTED]		0071	AB	>
Open	01 [REDACTED]	A	1.000	1.000	2024.02.22	2024.02.22	N00383 [REDACTED]		0071	AC	>
Open	01 [REDACTED]	A	1.000	2.000	2024.02.22	2024.02.22	N00383 [REDACTED]		0071	AD	>

All open procurement contracts will appear

- click on the CLIN/SLIN line to receive
- For PBLs with no open orders, a manually receipt can be entered

We received an asset without an incoming DD1348.

What should I do?

- Check Due In Report /NITA SIT Report
 - Look for an open Document Number matching the NIIN, Qty, and Date Delivered
- Contact CAV Analyst
 - Provide the NIIN, QTY, Date Received, Serial Number(s), Tracking Information
- If the document number cannot be determined, a No Paperwork Document will be provided by your CAV Analyst
 - **Your DoDAAC + Julien Date + “NP” + Seq #**

1	2	3	4	5	6	7	23	24	25	26	27	28	29	45	46	47	48	49	50	51	52	53	54	55	56	57	58	59	60	61	62	63	64	65	66	67	68	69	70	71	72	73	74	75	76	77	78	79	80	1. TOTAL PRICE		2. SHIP FROM		3. SHIP TO	
EA 0001													F													UNIT PRICE		DOLLARS		CTS		4. MARK FOR																							
Q123456098NP01													5. DOC DATE		6. NMFC		7. FRT RATE		8. TYPE CARGO		9. PS																																		
										10. QTY. RECD		11. UP		12. UNIT WEIGHT		13. UNIT CUBE		14. UFC		15. SL																																			
16. FREIGHT CLASSIFICATION NOMENCLATURE																																																							
17. ITEM NOMENCLATURE																		Nomenclature																																					
22. RECEIVED BY																																																							
24. DOCUMENT NUMBER & SUFFIX (30-44)																																																							
25. NATIONAL STOCK NO. & ADD (6-22)																		012345678																																					
26. RIC (4-6)																		Q12																																					
UI (23-24)																		SN: 123																																					
QTY (25-29)																																																							
CON CODE (71)																																																							
DIST (65-66)																																																							
UP (74-80)																																																							
27. ADDITIONAL DATA																																																							

PREVIOUS EDITION MAY BE USED

FormFlow (DLA)

The asset we received does not match the NIIN on the incoming paperwork. We have a contract to repair the NIIN we physically received.

What should I do?

- Vendor receives asset using NIIN on the Physical Part
- Use Document Number on Incoming DD1348
- Notify the Item Manager of both NIINs

The asset we received does not match the NIIN on the incoming paperwork. We **do not** have a contract to repair the NIIN we physically received.

What should I do?

- Receive as ‘J’ Condition
 - If you are unable to determine the NIIN enter “**MDJ111111**”
- Ship using incoming document number to the closest ATAC Hub
 - ATAC Hub Norfolk – N68620**
 - ATAC Hub San Diego – N46433**
- Submit an SDR
- Notify the Item Manager of both NIINs

We received the asset, but we can't receive it in CAV RP until we get the Contract Modification (MOD) to repair it.


What should I do?

- You can receive the asset in CAV RP! Receive as **F condition** as normal.
 - This action will close the Open SIT.
- Do not Induct to **M condition** until the MOD has processed.



Questions?





Repair Status Tracking Induction

RP Status Tracking

RST Induction



RST Completion



RST Reversal




RST Condition Code
Transfer/Update
RCDN



RST Loss



RST Scrap



From the RP Home Screen, select RST Induction

Transactions must be recorded into CAV-RP within **7 business days** of the reportable event

4

Search fields Hide Filter Bar Clear **Go**

*Vendor RIC: **1**

RCDN:

Material: **2**

Condition Code: **3**

RCDN Search Results (6)

<input type="checkbox"/>	RCDN	Contractor Reference	Serial Number	Doc ID	Material	Condition Code	Action Date
<input checked="" type="checkbox"/>	██████████	██████████	██████████	D6K	██████████	F	12/06/2022
<input checked="" type="checkbox"/>	██████████	██████████	██████████	D6K	██████████	F	11/30/2022
<input checked="" type="checkbox"/>	██████████	██████████	██████████	D6K	██████████	F	12/12/2022
<input checked="" type="checkbox"/>	██████████	██████████	██████████	D6K	██████████	F	12/12/2022
<input type="checkbox"/>	██████████	██████████	██████████	D6K	██████████	F	12/12/2022
<input type="checkbox"/>	██████████	██████████	██████████	D6K	██████████	F	12/12/2022

1. Select your RIC from the dropdown menu
 2. Enter your NIIN in the Material Field
 3. Select Condition Code F from the dropdown Menu
 4. Click on GO
- ↓ RCDNs will populate that are eligible for Induction

Enter the contract number that the assets need to be inducted against. It should populate

Click GO!

Hide Filter Bar Clear **Go**

Contract/PIIN: SPIIN: CLIN: SLIN: Material:

Start typing PIIN

Back Contract Search Results **Process** ⚙️

<input type="checkbox"/>	Contract/PIIN	SPIIN	CLIN	SLIN	Qty	Repair Type	Purchase Order	PO Line	Induct Type
No data found. Try adjusting the filter settings.									

Selected Contract for induction



Selected NIIN for induction



Contract/PIIN: [REDACTED] SPIIN: [] CLIN: [] SLIN: [] Material: [REDACTED]

[Back](#) Contract Search Results [Process](#)

<input type="checkbox"/>	Contract/PIIN	SPIIN	CLIN	SLIN	Qty	Repair Type	Purchase Order	PO Line
<input type="checkbox"/>	[REDACTED] Induct Type: CNTR		0001	AA	1	Family Relation	[REDACTED]	00010
<input type="checkbox"/>	[REDACTED] Induct Type: CNTR		0001	AB	1	Family Relation	[REDACTED]	00020
<input type="checkbox"/>	[REDACTED] Induct Type: CNTR		0001	AC	1	Family Relation	[REDACTED]	00030
<input type="checkbox"/>	[REDACTED] Induct Type: CNTR		0001	AD	1	Family Relation	[REDACTED]	00040
<input type="checkbox"/>	[REDACTED] Induct Type: CNTR		0001	AE	1	Family Relation	[REDACTED]	00050
<input type="checkbox"/>	[REDACTED] Induct Type: CNTR		0001	AF	1	Family Relation	[REDACTED]	00060

Selected each RCDN you need to induct per available SLIN QTY

Once selection is complete, click PROCESS

RCDNs selected should populate

Ensure to select the correct SLIN for each asset being inducted

[Back](#) Contract Selection for RCDN Induction [Process](#)

RCDN	Select Contract	Purchase Order	PO Line
[REDACTED]	<input type="text"/>	<input type="text"/>	<input type="text"/>
[REDACTED]	<input type="text"/>	<input type="text"/>	<input type="text"/>
[REDACTED]	<input type="text"/>	<input type="text"/>	<input type="text"/>
[REDACTED]	<input type="text"/>	<input type="text"/>	<input type="text"/>

[REDACTED] --0001-AA-Family Relation- 1
[REDACTED] --0001-AB-Family Relation- 1
[REDACTED] --0001-AC-Family Relation- 1
[REDACTED] --0001-AD-Family Relation- 1

Once selection is complete, click PROCESS

Serial numbers can be updated upon induction

Asset location and contractor reference numbers can also be updated

Contract/PIIN: [REDACTED] Vendor RIC: [REDACTED]
Material: [REDACTED]

[Back](#) [Cancel](#)

Induction Details for RCDN

Notes	Attach	RCDN	SPIIN	CLIN	SLIN	*Serial Number	Location	Contractor Reference	*Action Date	*ECD
		[REDACTED]		0001	AD	CAN UPDATE		CAN UPDATE	12/28/2023	MM/dd/yyyy
		[REDACTED]		0001	AC	CAN UPDATE		CAN UPDATE	12/28/2023	MM/dd/yyyy
		[REDACTED]		0001	AB	CAN UPDATE		CAN UPDATE	12/28/2023	MM/dd/yyyy
		[REDACTED]		0001	AA	CAN UPDATE		CAN UPDATE	12/28/2023	MM/dd/yyyy

[Validate](#) [Post](#)

Action date should automatically populate, Estimated Completion Date must be entered.

Select Validate, and then Post

Induction for Warranty or PQDR (Product Quality Deficiency Reports), the process is the same as a straight repair induction, aside one difference:

Enter the Contract Number **Enter WARR in the CLIN field** **Enter the NIIN**

Contract/PIIN: [REDACTED] SPIIN: [] CLIN: WARR SLIN: [] Material: 01 [REDACTED]

Hide Filter Bar Clear Go

[Back](#) Contract Search Results [Process](#)







<input checked="" type="checkbox"/>	Contract/PIIN	SPIIN	CLIN	SLIN	Qty	Repair Type	Purchase Order	PO Line	Induct Type
<input checked="" type="checkbox"/>	[REDACTED]		WARR		1	N/A	0	00000	WARR


Select Process and proceed as normal



Repair Status Tracking Completion

RP Status Tracking

RST Induction 	RST Completion 	RST Reversal 	RST Condition Code Transfer/Update RCDN 	RST Loss 	RST Scrap 
--	--	---	--	---	--



From the RP Home Screen, select RST Completion

Transactions must be recorded into CAV-RP within **7 business days** of the reportable event


The screenshot shows the 'Completion' section of a web application. It features a search form with several fields and a 'Go' button. Red boxes and numbers highlight specific elements: 1 points to the '*Vendor RIC' dropdown menu, 2 points to the 'Condition Code' dropdown menu, 3 points to the 'Material' input field, and 4 points to the 'Go' button. Below the search fields is a table titled 'RCDN Search Results (0)' with columns for RCDN, Contract/PIIN, SPIIN, CLIN, SLIN, Contractor Reference, Serial Number, Doc ID, Material, Condition Code, Action Date, and ECD. The table is currently empty, displaying the message 'No data found. Try adjusting the filter settings.'

1. Select your RIC from the dropdown menu
2. Enter the NIIN to select eligible assets for Completion
3. Select Condition Code M from the dropdown menu
4. Select Go!

Search fields Hide Filter Bar Clear Go

*Vendor RIC: RCDN: Serial Number: Contractor Reference: Material:

Condition Code: Contract/PIIN: SPIIN: CLIN: SLIN:

RCDN Search Results (5) Process 

<input type="checkbox"/>	RCDN	Contract/PIIN	SPIIN	CLIN	SLIN	Contractor Reference	Serial Number	Doc ID	Material	Condition Code	Action Date	ECC
<input type="checkbox"/>				0001	AA			DAC		M	06/18/2025	10/
<input type="checkbox"/>				0001	AA			DAC		M	06/18/2025	10/
<input type="checkbox"/>				0001	AA			DAC		M	06/18/2025	10/
<input type="checkbox"/>				0001	AA			DAC		M	06/18/2025	10/
<input type="checkbox"/>				0001	AA			DAC		M	06/18/2025	10/

Select the RCDNs that you wish to complete

Select Process

Material: [REDACTED] Vendor RIC: [REDACTED]

Completion Details for RCDN

RCDN	Contract/PIIN	SPIIN	CLIN	SLIN	Purchase Order	PO Line	Match Type	*Event	*Condition Code	*Serial Number
[REDACTED]	[REDACTED]		0001	AA	[REDACTED]	00010	F	COMPLETIO... ▾	A	[REDACTED]
[REDACTED]	[REDACTED]		0001	AA	[REDACTED]	00010	F	COMPLETIO... ▾	A	[REDACTED]
[REDACTED]	[REDACTED]		0001	AA	[REDACTED]	00010	F	COMPLETIO... ▾	A	[REDACTED]
[REDACTED]	[REDACTED]		0001	AA	[REDACTED]	00010	F	COMPLETIO... ▾	A	[REDACTED]
[REDACTED]	[REDACTED]		0001	AA	[REDACTED]	00010	F	COMPLETIO... ▾	A	[REDACTED]

From the Event Column, select Completion A.
Update the serial number/location/CR number if needed.

If you need to Upgrade a NIIN at completion, this dropdown will have the NIIN to upgrade upon completion.

Repair Status Tracking Completion – NIIN Upgrade

CONTINUATION SHEET		REFERENCE NO. OF DOCUMENT BEING CONTINUED	PAGE	OF	PAGES	
			2	35		
NAME OF OFFEROR OR CONTRACTOR						
Contract #						
ITEM NO.	SUPPLIES/SERVICES	QUANTITY	UNIT	UNIT PRICE	AMOUNT	
0001	EVALUATE, REPAIR AND/OR MODIFY NSN					
	INSPECT AT SOURCE ACCEPT AT SOURCE					
0001AA	DEL BY: 2026 JAN 20 ACRN: AA TP: 3 PR DO-A1 M/F: "A" CONDITION STOCK INDUCTION NIIN IS		EA	(NTE)	(NTE)	
	NOTE: RTAT=0220 Throughput Constraint=0030/month Induction Expiration Date=365 (NTE 365 days)					

If your contract isn't set up as shown above and you need to do an upgrade reach out to your NAVSUP Contracting Specialist for assistance.

Repair Status Tracking Completion

Material: [REDACTED] Vendor RIC: [REDACTED]

Match Type	*Event	*Condition Code	*Serial Number	Location	Contractor Reference	DD250 Number	Received Material	*Action Date
F	COMPLETIO...	A	[REDACTED]					03/27/2026
F	COMPLETIO...	A	[REDACTED]					02/20/2026
F	COMPLETIO...	A	[REDACTED]					02/20/2026
F	COMPLETIO...	A	[REDACTED]					02/20/2026
F	COMPLETIO...	A	[REDACTED]					02/20/2026

Here you can see an error with the action date. Ensure that the dates are factual, and not in the future.

Select Validate once complete.

Q9558Q51670001: Event Date should be Current Date or Past Date
Q9558Q51670001: Event Date should be Current Date or Past Date

1

Validate



Repair Status Tracking Scrap

RP Status Tracking

RST Induction



RST Completion



RST Reversal



RST Condition Code
Transfer/Update
RCDN



RST Loss



RST Scrap



Transactions must be recorded into CAV-RP within **7 business days** of the reportable event

From the RP Home Screen, select RST SCRAP

This function is for CC F and CC M Material



“For assets at a commercial repair site identified as BPR or BER, the NAVSUP Logistics Management Specialist (LMS) will make the initial determination to move the asset to "H" condition. The scrap and disposal process is then coordinated through NAVSUP WSS N9. To secure a contract modification for disposal, the LMS will work with N7 and the commercial site. All BPR or BER assets require disposal approval from the NAVSUP LMS. This updated process is designed to identify non-repairable assets earlier, preventing them from sitting in "F" condition for extended periods, which can lead to audit findings if the site's internal system shows a scrap ("H") condition. Particular attention must be paid to "H" condition assets, as they encumber repair slots until a contract modification is finalized. Assets will remain in "H" condition until a contract modification is in place and the asset is disposed of in accordance with DoDM 4160.28-M, Defense Demilitarization Manual.”



Enter vendor RIC, Condition Code, and Material. Select GO!

Search fields

*Vendor RIC:

RCDN:

Serial Number:

Contractor Reference:

Material:

Condition Code:

Contract/PIIN:

SPIIN:

CLIN:

SLIN:

Hide Filter Bar Clear

RCDN Search Results (1) ⚙️

<input type="checkbox"/>	RCDN	Contract/PIIN	SPIIN	CLIN	SLIN	Contractor Reference	Serial Number	Doc ID	Material	Condition Code	ECD
<input type="checkbox"/>	██████████					██████████	██████████	████	██████████	F	


Material eligible for Scrap will populate based on the criteria entered above. Select the material that you wish to Scrap.

Select Process

Vendor RIC: [REDACTED] Action Date: 04/02/2026

Scrap Details for RCDN

RCDN	Contract/PIIN	SPIIN	CLIN	SLIN	Event	Serial Number	Location	Contractor Reference	ECD
[REDACTED]					SCRAP-H	[REDACTED]		[REDACTED]	

Ensure that the event type shows "SCRAP-H" and select Validate 

Validate

Information

Data validated successfully and ready to post

OK **Post**

Success

Data updated Successfully

OK

Once Validated, you will see the message stating you are ready to post, select OK and then Post. Ensure that you see the Success window!

Search fields

Hide Filter Bar Clear Go

***Vendor RIC:**

██████
▼

RCDN:

Wildcard enabled

Serial Number:

Wildcard enabled

Contractor Reference:

Wildcard enabled

Material:

Start typing Material No.

Condition Code:

- Please Select Cond...
▼

Contract/PIIN:

Start typing PIIN

SPIIN:

CLIN:

SLIN:

RCDN Search Results (0) Process ⚙️

<input type="checkbox"/>	RCDN	Contract/PIIN	SPIIN	CLIN	SLIN	Contractor Reference	Serial Number	Doc ID	Material	Condition Code	ECD
No data found. Try adjusting the filter settings.											

Once you have successfully Scrapped your material, you will be sent back to the home screen for the RST Scrap Tab.

SUCCESS!!

Problem:

- The contract required for induction is not showing up
- The vendor **is not able** to induct material
- The vendor **has an active contract** to repair the material

Solution:

- Enter the contract number under the Contract/PIIN field
- Select Go!

Problem:

- The new upgrade CLIN/SLIN is not showing up
- The vendor **is not able** to properly Complete material
- The vendor **has an issued contractual MOD** stating the change

Solution:

- Contact your CAV Analyst for Assistance!

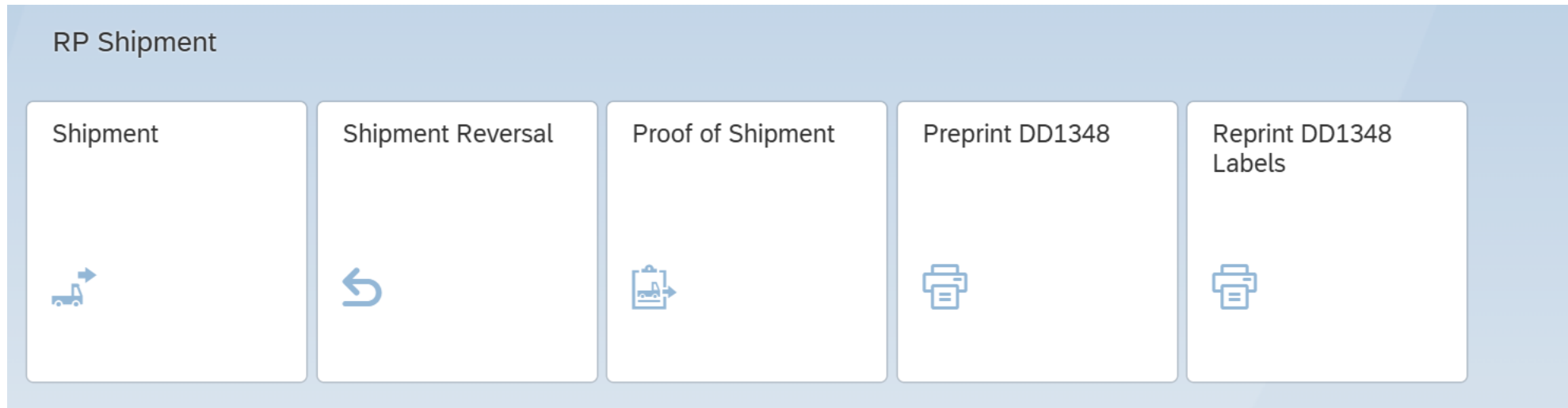


Questions?





Shipments



- **Shipment**
- ***Shipment Reversal***
- ***Proof of Shipment- Posting tracking info for Non-ATAC shipments***
- ***Preprint DD1348- Print DD1348 before shipping***
- ***Reprint DD1348- Print DD1348 after shipping***

Standard ▾ Hide Filter Bar Clear Filters Go

*Vendor RIC: *Shipment Type: **Shipment to Stock** ▾ RCDN: Material: *Condition Code:

Contractor Reference:

Results (0) | Standard ▾ ⚙️ 📄 ▾

<input type="checkbox"/> RCDN	Location	Material	Condition Code	Vendor RIC	Contractor Reference	Serial Number	Material Desc	PBL
No items available.								

- **Shipment to Stock-** Shipping to a DLA Depot or J condition to ATAC Hub
- **Shipment to Requisition-** Filling a requisition directly to fleet activities
- **Shipment to Scrap-** Shipping a scrapped asset
- **GFM Goods Issue-** consuming a repaired asset into the repair of another asset.
- **Manual Shipment-** Classified and or manual entry of requisitions

SAP Repair Shipments

Standard

*Vendor RIC: *Shipment Type: RCDN: Material: *Condition Code:

Contractor Reference: Serial Number:

Hide Filter Bar Clear Filters **Go**

Results (0) Standard

<input type="checkbox"/>	RCDN	Location	Material	Condition Code	Vendor RIC	Contractor Reference	Serial Number	Material Desc	PBL
No items available.									

Process

- Select asset by searching RCDN, Material(NIIN), Condition code, Reference number, and/or Serial number.
- If searching by serial number a NIIN is required.
- RCDN is “wildcard enabled” meaning you can use a portion of the RCDN to search.

Asset Selection

Standard ▾ Hide Filter Bar Clear Filters **Go**

*Vendor RIC: ▾ *Shipment Type: ▾ RCDN: Material: *Condition Code: ▾

Contractor Reference: Serial Number:

Results (2) | Standard ▾ ⚙️ 🗨️ ▾

<input type="checkbox"/>	RCDN	Location	Material	Condition Code	Vendor RIC	Contractor Reference	Serial Number	Material Desc	PBL
<input type="checkbox"/>	████████	████████	████████	F	████████	████████	████████	████████	
<input type="checkbox"/>	████████	████████	████████	F	████████	████████	████████	████████	

- Select the asset(s) you would like to ship and click “Process” in the bottom right

NOTE: If shipping to stock you can bulk ship up to 10 assets as long as they’re the Same NIIN, Condition Code, going to the same destination, and in the same Pallet/Box.

Process

- Supp. Add. is your “Ship To” DoDAAC
- The MILSDOC field is your shipping document number (Default is RCDN)
- If shipping J condition assets remember to change the MILSDOC field to the document number you received the asset on

RCDN: [REDACTED]	Unit Issue: EA
Shipment Type: STS	UnitPrice: 193705.000
Ship Type Desc: Shipment to Stock	Contractor Reference:
Material: [REDACTED]	FSC: 1680
Condition Code: F	COG: 7R
Vendor RIC: [REDACTED]	Nomenclature: [REDACTED]
Contract/PIIN: [REDACTED]	
SPIIN: 0000	
CLIN: 0007	
SLIN:	

Details

Quantity: 1	Fund Code: 26
Document ID: D7K	Signal Code: K
*Supp Add: [REDACTED]	Management Code: J
Serial Number: [REDACTED]	Remarks:
MILSDOC: [REDACTED]	
MILSTRIP Suffix:	
Action Date: 03/05/2024	
DD1348 Date: 03/05/2024	
ATAC: <input checked="" type="radio"/> YES <input type="radio"/> NO	

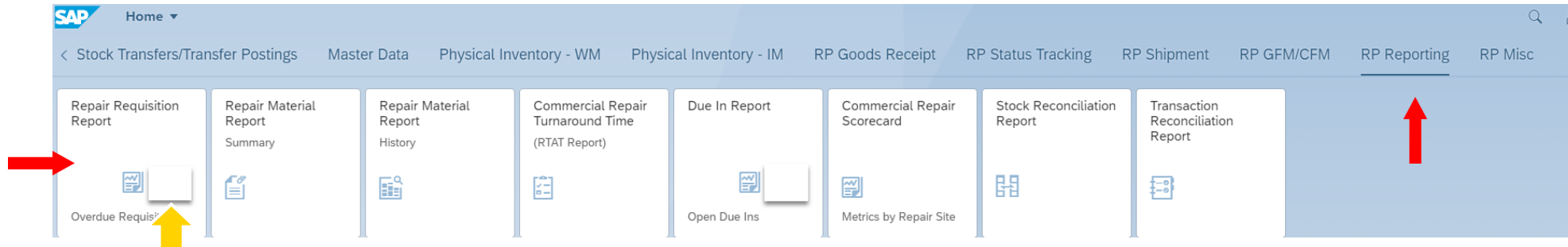
ATAC Notification

Mark For:	*Shipping Weight: 225.000
DD250 Num:	*Dimensions (LXWXH): 87. [] 43. [] 10. [] IN
DD250 Date: MM/dd/yyyy	*Calculated Cubic Ft: 21.649
Pickup DODAAC: [REDACTED]	

Validate Submit Cancel

- ATAC will default to YES; if an ATAC pick up is NOT needed, then change to NO
- Enter Weight and Dimension
- Change the pickup DoDAAC if needed

DD1348 will auto generate upon Shipment



Repair Requisition Report ▾

Standard ▾ Hide Filter Bar Clear Filters Go

*Vendor RIC: [Redacted] Start typing ... ▾ *Posting Date: 10/24/23 - 12/7/23 Shipping Date: M/d/yy - M/d/yy Overall Status Code: All ⊗ ▾ Priority Code: [Empty]

Material: Start typing Material No. Doc ID: MILSDOC: Start typing MilsDoc No.

Requisitions (899) Standard * ▾

Overall Status	Plant	Condition Code	Priority Code	MILSDOC	Requisition Q	Unit of Issue	Supp Add	Material	Posting Date
Active	[Redacted]	A	06	[Redacted]050	1				2023.11.27
Active	[Redacted]	A	06	[Redacted]128	1				2023.11.27
Filled	[Redacted]	A	06	[Redacted]041	1	0	EA	[Redacted]	2023.11.29
Filled	[Redacted]	A	06	[Redacted]361	1	0	EA	[Redacted]	2023.11.29
Filled	[Redacted]	A	06	[Redacted]362	1	0	EA	[Redacted]	2023.11.29

Overall Status Code:

- All
- Active
- Filled
- Partially Filled
- Deleted
- Denied
- Overdue
- Cancelled

MILSDOC: [REDACTED]050
Overall Status: Active

Est Ship Date:	Purpose Code: A
Plant: [REDACTED]	Media and Status To: 0
Vendor RIC: NRP	Supplementary Address: [REDACTED]
Document ID: A4A	Management Code:
Condition Code: A	Material: [REDACTED]
Priority Code: 06	Signal Code: C
Suffix:	Material Control Code (MCC):
Required Delivery Date (RDD):	SMIC: V2
Advice Code:	Fund Code: LA
Requisition Quantity: 1	Distribution Code: L
Open Quantity: 1	Posting Date: 2023.11.27
Unit of Issue: EA	Shipping Date:
Unit Price: 81249.00	Project Code: 9GF
RIC Recipient: [REDACTED]	Demand Code: R
	Federal Supply Classification (FSC): 1680
	Special Req Code: 777

Do Not Deny a Requisition

- ✕ Deny
- ⊘ Cancel
- ✎ Update ESD
- 🗑 Delete

Action ▾ Shipments >

Repair Shipments ▾

Standard ▾ Hide Filter Bar Clear Filters Go

*Vendor RIC: [Redacted] *Shipment Type: Shipment to Requisit... RCDN: Wildcard enabled Material: [Redacted] *Condition Code: A - REPAIR IS COMP... ▾

Contractor Reference: [Start typing Contractor Re...] Serial Number: [Start typing Serial Number]

Results (2) Standard ▾ ⚙️ 📄 ▾

<input type="checkbox"/>	RCDN	Location	Material	Condition Code	Vendor RIC	Contractor Reference	Serial Number	Material Desc	PBL
<input checked="" type="checkbox"/>	[Redacted]	[Redacted]	[Redacted]	A	[Redacted]	[Redacted]	[Redacted]	[Redacted]	P
<input type="checkbox"/>	[Redacted]	[Redacted]	[Redacted]	A	[Redacted]	[Redacted]	[Redacted]	[Redacted]	P

Warning

Requisition is PBL and allows for Material substitution. Display all RCDN's (YES) or exact material match only? (NO)

Yes **No**



- Note:** If you are a PBL site, you may receive the **Warning** message above.
- If you choose “No” it will pull exact matches for that NIIN
 - if you choose “Yes” it pulls your full inventory

- MILSDOC Shipment number will default to the requisition document number.

Do not ship Requisitions on RCDNs

- ATAC Weights & Dimensions are the only required fields

▼ Repair Shipment Details

Reference Data

RCDN: [REDACTED]	Unit Issue: EA
Shipment Type: STR	Unit Price: [REDACTED]
Ship Type Desc: Shipment to Requisition	Contractor Reference:
Material: [REDACTED]	FSC: 6350
Condition Code: A	COG: 7R
Vendor RIC: [REDACTED]	Nomenclature: [REDACTED]
Contract/PIIN: [REDACTED]	
SPIIN: 0000	
CLIN: 0008	
SLIN:	

Details

Quantity: 1	Open Quantity: 1
Document ID: D7A	Remarks:
Serial Number: A-672	
MILSDOC: R [REDACTED]	
MILSTRIP Suffix:	
Action Date: 12/08/2023	
DD1348 Date: 12/08/2023	
ATAC: <input checked="" type="radio"/> YES <input type="radio"/> NO	

ATAC Notification

Mark For:	*Shipping Weight: 225.000
DD250 Num:	*Dimensions (LXWXH): 87. 43. 10. IN
DD250 Date: MM/dd/yyyy	*Calculated Cubic Ft: 21.649
Pickup DODAAC: [REDACTED]	

Validate

- If units are scrapped on site, Supp. Add. is your DoDAAC.
- The MILSDOC field is your shipping document number (defaults to RCDN)
- ATAC switch should be toggled to “No” if units are scrapped on-site.

▼ Repair Shipment Details

Reference Data

RCDN: [REDACTED]	Unit Issue: EA
Shipment Type: STC	Unit Price: 6379.000
Ship Type Desc: Shipment to Scrap	Contractor Reference:
Material: [REDACTED]	FSC: 1560
Condition Code: H	COG: 1R
Vendor RIC: [REDACTED]	Nomenclature: [REDACTED]
Contract/PIIN:	
SPIIN:	
CLIN:	
SLIN:	

Details

Quantity: 1	Fund Code: 6A
Document ID: D7J	Signal Code: K
*Supp Add:	Management Code:
Serial Number: [REDACTED]	Remarks:
MILSDOC: [REDACTED]	
MILSTRIP Suffix:	
Action Date: 03/05/2024	
DD1348 Date: 03/05/2024	
ATAC: <input type="radio"/> NO	

Validate

Proof of Shipments ▾

Standard ▾ Hide Filter Bar Clear Filters **Go**

*Vendor RIC: *Condition Code: MILSDOC: Suffix: RCDN:

Material: Contractor Reference: Serial Number:

Proof of Shipment only required for units shipped without utilizing ATAC

- Enter asset selection information and hit GO, then select asset.
- You can then review the information on top to ensure you selected the correct shipment.
- Enter the shipment Mode- How the asset was shipped i.e. Air (J), Ground (G), etc.
- Enter SCAC Code- See list of SCAC Codes.
- Enter Tracking Number

Proof of Shipments ▾

RCDN: Q9 Condition Code: A

Material: 014 Fund Code: 26

CLIN: 0007 Signal Code: K

Unit Of Issue: EA Management Code: J

DOC ID: D7K COG: 7R

Unit Price: 825206.000

MILSDOC: Q921

Suffix:

Supp Add: SW3113

Contract/PIIN: N003832

SPIIN:

FSC: 1560

Details

Quantity: 1

ShTo DODAAC: SW3113

Serial Number: 123

*Mode Of Shipment:

*Shipment Date: 06/15/2023

*SCAC:

*Carrier Tracking Number:

Carrier Tracking Typ:

POS Sig:


Validate **Submit** Cancel

Transactions must be recorded into CAV RP within **7 business days** of the reportable event


RP Shipments

Preprint & Reprint DD1348

Preprint DD1348



Reprint DD1348 Labels



<p>RCDN: [REDACTED]</p> <p>Shipment Type: STS</p> <p>Ship Type Desc: Shipment to Stock</p> <p>Material: [REDACTED]</p> <p>Condition Code: F</p> <p>Vendor RIC: [REDACTED]</p> <p>Contract/PIIN: [REDACTED]</p> <p>SPIIN: 0000</p> <p>CLIN: 0007</p> <p>SLIN:</p>	<p>Unit Issue: EA</p> <p>Unit Price: 193705.000</p> <p>Contractor Reference:</p> <p>FSC: 1680</p> <p>COG: 7R</p> <p>Nomenclature: [REDACTED]</p>
--	--

Details

<p>Quantity: 1</p> <p>Document ID: D7K</p> <p>*Supp Add: [REDACTED]</p> <p>Serial Number: [REDACTED]</p> <p>MILSDOC: [REDACTED]</p> <p>MILSTRIP Suffix:</p> <p>Action Date: 03/05/2024</p> <p>DD1348 Date: 03/05/2024</p> <p>ATAC: <input checked="" type="radio"/> YES</p>	<p>Fund Code: 26</p> <p>Signal Code: K</p> <p>Management Code: J</p> <p>Remarks:</p>
---	--

ATAC Notification

<p>Mark For:</p> <p>DD250 Num:</p> <p>DD250 Date: MM/dd/yyyy</p> <p>Pickup DODAAC: [REDACTED]</p>	<p>*Shipping Weight: 225.000</p> <p>*Dimensions (LXWXH): 87. 43. 10. IN</p> <p>*Calculated Cubic Ft: 21.649</p>
---	---

Validate

1	2	3	4	5	6	7	8	9	10	11	12	13	14	15	16	17	18	19	20	21	22	23			
COD	FRM	QUANTITY	SUBP	MNTY	ADDRESS	G-V	N-Z	O-Z	P-Z	Q-Z	R-Z	S-Z	T-Z	U-Z	V-Z	W-Z	X-Z	Y-Z	Z-Z	1. TOTAL PRICE		2. SHIP FROM		3. SHIP TO	
D7A	EA	00001	A	9S	7R	706	3	5G	NRPAA	H	86237	00	86237	00											
24. Document Number & Suffix (30-44)		[REDACTED]										5. DOC DATE 22339		6. NMFC		7. FRT RATE		8. TYPE CARGO		9. PS U					
25. National Stock Number (8-23)		[REDACTED]										10. QTY. REC'D		11. UP		12. UNIT WEIGHT 194.000		13. UNIT CUBE 34.760		14. UFC PGO		15. SL 00			
16. FREIGHT CLASSIFICATION NOMENCLATURE																							17. ITEM NOMENCLATURE DOOR,AIRCRAFT		
22. RECEIVED BY		[REDACTED]										18. TY CONT		19. NO CONT		20. TOTAL WEIGHT 194.000		21. TOTAL CUBE 34.760		23. DATE RECEIVED					
26. RIC (4-6) UI (23-24) QTY (25-29) COND (7-1) COD (55-56) UP (74-80)																							27. ADDITIONAL DATA Mode: U11: Cage: Accounting Data: SERIAL NUMBER: MULTIPLE Remarks:		
Print Date: 2023.12.05 20:24:45																									

PN:
 DEMIL Code: Q
 Plant: [REDACTED]
 Security Code: U
 Hazardous Item: 9
 SMIC: V2
 Activity ID Number: [REDACTED]

- Preprint DD1348 to receive the DD1348 before the shipment is processed in CAV-RP
- Reprint DD1348 to receive the DD1348 after the shipment was processed in CAV-RP

It has been three business days, and I have not received my labels.

What should I do?

- Reach out to your CAV analyst if you have not received shipment labels within 2 business days
- CAV analyst can confirm the shipment processed correctly from CAV-RP to ERP/eRMS.
- ATAC is triggered to issue labels once a Pickup Directive (PUD) is loaded into eRMS following a CAV-RP shipment
- Labels should be issued within 24-48 hours upon shipment from CAV-RP

ATAC Labels must be used within 5 business days

ATAC Customer Service-
ATACCustomerService@us.navy.mil

I need to ship back a misdirected/misidentified unit.

What should I do?

- Once the material is receipted in J condition, it should be shipped back to the nearest ATAC hub (San Diego / Norfolk)
- Process the shipment as a 'Shipment to Stock' and update the MILSDOC shipment number to the document that the unit came in on.
- Do NOT use the CC transfer to move unit from J to F condition. Upon shipment of J condition in CAV-RP, the CC will be automatically updated to F condition (DD1348 will not reflect J condition)

ATAC Hub San Diego- N46433
ATAC Hub Norfolk- N68620

Shipment Mode

- 1 - Third Party Pooling
- 2 - Govt vtercraft
- 3 - Roll-on/roll-off ser
- 4 - Defense Courier Serv
- 5 - Surface - small pack
- 6 - Military Official Ma
- 7 - Express mail
- 8 - Pipeline
- 9 - Local delivery Govt
- A - Motor, Truckload
- B - Motor less Truckload
- C - Van (unpacked)
- D - Driveway, truckaway,
- E - Bus
- F - Air Mobility Command
- G - Surface Parcel Post
- H - Air Parcel Post
- I - Government trucks
- J - Air, small package
- K - Rail, carload
- L - Intermodal Piggyback
- M - Surface Freight Frwd
- N - Shipper Agent
- O - Organic military air

I ship completely outside ATAC / for certain NIINs

What should I do differently?

- Every site has the ability to ship through ATAC, please talk to your CAV analyst to be set up if your RIC isn't already.
- When processing shipments in CAV-RP, the ATAC switch should be toggled off, and weights & dimensions are not required to be entered.
- Proof of shipment is **REQUIRED** within 7 business days
 - Mode of Shipment
 - SCAC
 - Carrier Tracking Number

SCAC

- EAIR - ESTES
- EDW - EDW Freight Management & Logistics
- EIAI - EVERGREEN INTERNATIONAL AIRLINES
- ESJG - EXPRESS SAVE INDUSTRIES INC
- EXLA - ESTES
- EZTQ - EZ TRANSPORTATION
- FCRO - 1ST COAST CARGO
- FDCC - FEDEX

I need to update a CLIN for a unit I already shipped.


What should I do?

- Research into CAV-RP History to confirm ship-to DoDAAC & MILSDOC shipment number that unit was shipped on
- Process a shipment reversal along with a completion reversal
 - Re-complete the unit on the correct CLIN
- Re-Ship the material using the same Supp Add and MILSDOC shipment number as the original shipment to ensure SIT is not re-opened.
 - Toggle the ATAC switch to off since ATAC previously provided labels to ship this material



Questions?





Reports/Miscellaneous

- **Repair Material Report (History)** *Displays transaction history of assets through the repair cycle*
- **Repair Material Report (Summary)** *Displays the status of assets (once processed)*
- **Stock Reconciliation Report** *Displays the variance between CAV-RP stock and NAVY ERP, publish a list of all material by NIIN and condition code for annual inventory*
- **Inventory labels** *Print label for asset identification, update Location, Serial #, Contractor Reference, replaced MMD, used for DCMA acceptance inspection*
- **Repairables PID Update** *Sets default RIC for all CAV RP tiles, verifies DoDAAC*

Material History Report ▾

Standard 2 ▾

Hide Filter Bar Clear Filters **Go**

Vendor RIC:

Start typing Vendor RIC ▾

Display Option (All, Shipped,...

All ▾

RCDN:

Material:

Start typing Material No.

Condition Code:

- Please Select Cond... ▾

*Transaction Date Range:

4/15/25 – 4/15/26

MILSDOC Outbound:

MILSDOC Inbound:

ECD Status Legend: ECD before today | ECD within 5 days | ECD beyond 5 Days

Results (0) | History Confirmations View ▾



Creation Date	Status	Display Option	Reversal Indicator	RCDN	Material	Serial Number	Material
---------------	--------	----------------	--------------------	------	----------	---------------	----------

No items available.

The screenshot displays the SAP Material History Report interface. On the left, a sidebar shows the report title 'Material History Report' and a dropdown menu for 'Standard 2'. The main area is titled 'Filters' and contains a 'Search for Filters' section with various input fields and checkboxes. A callout bubble points to the top of this section, stating: 'Upper screen Search criteria can be customized by selecting Filters'. On the right, a 'My Views' dropdown menu is open, showing a search bar and a list of saved views: 'Standard', 'Andy Standard', and 'Standard 2'. A callout bubble points to this menu, stating: 'Search criteria can be saved using the My Views drop down menu'. At the bottom right of the interface, there are 'Save As' and 'Manage' buttons.

Material History Report

Standard 2

Vendor RIC: Start typing Vendor RIC

*Transaction Date Range: 4/7/25 - 4/7/26

ECD Status Legend

Results (0)

Creation Date

No items available

Filters

Search for Filters

Vendor RIC: Start typing Vendor RIC

Display Option (All, Shipped, Not Shipped): All

Contract/PIIN:

RCDN:

CLIN:

SLIN:

SPIIN:

Material: Start typing Material No.

Purchase Order Number:

PO Line:

Purpose Code:

DODAAC:

Doc ID:

Contractor Reference:

Condition Code: - Please Select Condition code

*Transaction Date Range: 4/7/25 - 4/7/26

ECD: M/d/yy - M/d/yy

MILSDOC Outbound:

MILSDOC Inbound:

Serial Number:

Repair Event:

Misidentified/Misdirected (X): Check

Upper screen Search criteria can be customized by selecting Filters

SAP Material History Report

Standard 2

My Views

Search

Standard

Andy Standard

Standard 2

Save As Manage

Search criteria can be saved using the My Views drop down menu

The screenshot shows the 'Material History Report' interface. At the top, there is a dropdown menu for 'Standard 2'. Below it are filter fields for 'Vendor RIC:', 'Display Option (All, Shipped,...)', 'RCDN:', 'Material:', and 'Condition Code:'. A 'View Settings' dialog box is open in the foreground, displaying a list of columns and their sort orders. The columns listed are: 'Creation Date', 'Status', 'Display Option', 'Reversal Indicator', 'RCDN', 'Material', and 'Serial Number'. Each column has a checkbox and a sort icon. A search bar and 'Show Selected' button are also present in the dialog.

Results view from the search can be customized by selecting Settings icon

The screenshot shows the 'Material History Report' interface with the 'My Views' dropdown menu open. The date range is '4/7/25 - 4/7/26'. The 'ECD Status Legend' shows 'ECD before today' (red) and 'ECD within 5' (yellow). The 'Results (0) History Confirmations View' dropdown is open, showing a search bar and a list of views: 'Standard' and 'History Confirmations View'. The 'History Confirmations View' is selected. At the bottom right, there are 'Save As' and 'Manage' buttons.

Results view can be saved using the My Views

Repair Material Report History

Example

Standard 2 * Hide Filter Bar Clear Filters Go

Vendor RIC: Display Option (All, Shipped,...): RCDN: Material: Condition Code:

*Transaction Date Range: MILSDOC Outbound: MILSDOC Inbound: Serial Number:

ECD Status Legend: ECD before today | ECD within 5 days | ECD beyond 5 Days

Results (6) | History Confirmations View * Settings Print Dropdown

Creation Date	Status	Display Option	RCDN	Material	Serial Number	Repair Event	Condition
06/22/2021	PROC	NOT SHIPPED	Q1111Q63660001	123456789	SN1234	GR0N1	F
06/22/2021	PROC	NOT SHIPPED	Q1111Q63660001	123456789	SN1234	GR0N1	F
08/03/2020	PROC	NOT SHIPPED	Q1111Q63660001	123456789	SN1234	INDN1	M
08/03/2020	ERR	NOT SHIPPED	Q1111Q63660001	123456789	SN1234	RCAN1	A
08/04/2021	INP	SHIPPED	Q1111Q63660001	123456789	SN1234	STSN1	A
08/04/2021	UNP	SHIPPED	Q1111Q63660001	123456789	SN1234	STSN1	A

Repair Material Report Summary

Material Summary Report ▾



Standard * ▾

Hide Filter Bar Clear Filters **Go**

Vendor RIC:

Start typing Vendor RIC ▾

Display Option (All, Shipped,...

All ▾

RCDN:

Wildcard enabled

Material:

Start typing Material No.

Condition Code:

- Please Select Cond... ▾



*Transaction Date Range:

3/6/25 - 3/6/26



Serial Number:

DD1348 MILS Inbound:

DD1348 MILS Outbound:

ECD Status Legend: ECD before today | ECD within 5 days | ECD beyond 5 Days

Results (0) | Confirmations View GK ▾



DD1348 MILS Inbound	Posting Date	Material	Condition Code	RCDN	Serial Number	Display Option	Status
---------------------	--------------	----------	----------------	------	---------------	----------------	--------

Repair Material Report Summary

Standard * ▾
Example
Hide Filter Bar Clear Filters Go

Vendor RIC:
RIC ▾

Display Option (All, Shipped,...)
All ▾

RCDN:
Q1111Q63660001

Material:
123456789

Condition Code:
- Please Select Cond... ▾

*Transaction Date Range:
4/15/00 – 4/15/26

Serial Number:

DD1348 MILS Inbound:

DD1348 MILS Outbound:
SN1234

ECD Status Legend: ⊘ ECD before today | ⊘ ECD within 5 days | ● ECD beyond 5 Days

Results (1)
Confirmations View GK * ▾

Posting Date	Status	Display Option	RCDN	Material	Serial Number	Condition Code	Contract
08/04/2021	PROC	SHIPPED	Q1111Q63660001	123456789	SN1234	A	CONTR

Example

Standard * ▼

Vendor RIC:

RIC ing Vendor RIC ▼

*Transaction Date Range:

4/15/00 – 4/15/26 📅

Display Option (All, Shipped,...)

Not Shipped ▼

- All
- Shipped
- Not Shipped

RCDN:

Wildcard enabled

DD1348 MILS Inbound:

Material:

123456789

DD1348 MILS Outbound:

Condition Code:

- Please Select Cond... ▼

ECD Status Legend: 🚫 ECD before within 5 days | 🟢 ECD beyond 5 Days

Results (115) Confirmations View GK ▼ ⚙️ 📄 ▼

DD1348 MILS Inbound	Posting Date	Material	Condition Code	RCDN	Serial Number	Display Option	Status
[REDACTED]	02/17/2026	123456789	M	[REDACTED]	[REDACTED]	NOT SHIPPED	PROG
[REDACTED]	03/02/2026	123456789	M	[REDACTED]	[REDACTED]	NOT SHIPPED	PROG

Repair Material Report Summary

Standard * ▾
Example
Hide Filter Bar Clear Filters Go

Vendor RIC:
 ing Vendor RIC ▾

Display Option (All, Shipped,...)
 ▾

RCDN:

Material:

Condition Code:
 ▾

*Transaction Date Range:

Serial Number:

DD1348 MILS Inbound:

DD1348 MILS Outbound:

ECD Status Legend: 🚫 ECD before today | 🕒 ECD within 5 days | 🟢 ECD beyond 5 Days

Results (64) | Confirmations View GK ▾

DD1348 MILS Inbound	Posting Date	Material	Condition Code	RCDN	Ser	Status
[REDACTED]	03/01/2021	123456789	M	[REDACTED]	[REDACTED]	NOT SHIPPED PROC
[REDACTED]	03/01/2021	123456789	M	[REDACTED]	[REDACTED]	NOT SHIPPED PROC

- Please Select Condition code
 A - REPAIR IS COMPLETED AND MATERIAL IS READY FOR ISSUE WITHOUT
 B - REPAIR IS COMPLETED AND MATERIAL IS READY FOR ISSUE WITH QUA
 C - REPAIR IS COMPLETED AND MATERIAL IS PRIORITY READY FOR ISSUE
 D - REPAIR IS COMPLETED AND MATERIAL REQUIRES TEST OR MODIFICATI
 E - TEARDOWN AND EVALUATION
 F - CARCASS IS NOT CURRENTLY BEING WORKED AND IS NOT READY FOR I
 G - CARCASS IS AWAITING PARTS REQUIRED FOR REPAIR TO BE COMPLETE
 H - CARCASS IS BEY.REP.OR BEY.ECO.REP. AND WILL BE SCRAPPED
 J - CARCASS IS MISIDENTIFIED OR MISDIRECTED
 K - PACKAGE DISCREPANCY
 L - CARCASS IS PENDING LITIGATION OR NEGOTIATION
 M - CARCASS IS INDUCTED FOR REPAIR
 P - CARC.IS BEYOND ECO.REP.BUT CONTAINS SOME SERVICE.COMPON./REC
 R - RECLAIMED/REQ CLASS
 S - UNSERVICEABLE SCRAP

Stock Reconciliation Report ▾

Search fields

Hide Filter Bar Clear

*Plant:

RIC

Material Number:

Start typing Material No.

Condition Code:

- Please Select Cond... ▾

Discrepancies:



Exclude Zero Stock:



Stock Reconciliation Report (0)



Plant	Material	Condition Code	RPACTN Quantity	ECC Quantity	Error	MSD Error
No data found. Try adjusting the filter settings.						



Example

Search fields

Hide Filter Bar Clear Go

*Plant:

Material Number:

Condition Code:

Discrepancies:

Exclude Zero Stock:

RIC / Plant

Start typing Material No.

- Please Select Cond... ▾

Stock Reconciliation Report (2)

Generate PDF

⚙️ 📄 ▾

Plant	Material	Condition Code	RPACTN Quantity	ECC Quantity	Error	MSD Error
RIC / Plant	NIIN56789	A	2.000	1.000	<input checked="" type="checkbox"/>	<input type="checkbox"/>
RIC / Plant	NIIN12345	M	5.000	6.000	<input checked="" type="checkbox"/>	<input type="checkbox"/>

Example

Search fields

Hide Filter Bar Clear

*Plant: Material Number: Condition Code: Discrepancies: Exclude Zero Stock:



Stock Reconciliation Report (3)

Plant	Material	Condition Code	RPACTN Quantity	ECC Quantity	Error	MSD Error
RIC / Plant	NIIN12345	H	1.000	1.000	<input type="checkbox"/>	<input type="checkbox"/>
RIC / Plant	NIIN23456	F	3.000	3.000	<input type="checkbox"/>	<input type="checkbox"/>
RIC / Plant	NIIN34567	F	1.000	1.000	<input type="checkbox"/>	<input type="checkbox"/>

Example

Standard ▾

Hide Filter Bar Clear Filters **Go**

*Vendor RIC:

RCDN:

To RCDN:

Contractor Reference:

Serial Number:

RIC ▾

Start typing RCDN

Start typing RCDN

Start typing Vendor Ref N...

Start typing Serial Number

Results



RCDN	Vendor RIC	Material	Condition Code	Contractor Reference	MILSDOC	Serial Number	Location
Q1111Q6366RCDN	RIC	123456789	A	[REDACTED]	[REDACTED]	Serial Number	[REDACTED]
Q1111Q6366RCDN	RIC	123456789	F	[REDACTED]	[REDACTED]	Serial Number	[REDACTED]
Q1111Q6366RCDN	RIC	123456789	H	[REDACTED]	[REDACTED]	Serial Number	[REDACTED]
Q1111Q6366RCDN	RIC	123456789	A	[REDACTED]	[REDACTED]	Serial Number	[REDACTED]
Q1111Q6366RCDN	RIC	123456789	A	[REDACTED]	[REDACTED]	Serial Number	[REDACTED]

Inventory Labels ▾

Inventory Label


RCDN:	<input type="text" value="Q1111Q6366RCDN"/>
Material:	<input type="text" value="NIIN12345"/>
MILSDOC:	<input type="text"/>
Standard Doc. Number:	<input type="text" value="Contract Number"/>
Condition Code:	<input type="text" value="A"/>
SPIIN Number:	<input type="text"/>
CLIN:	<input type="text"/>
SLIN:	<input type="text"/>
Receipt Date:	<input type="text"/>
Vendor RIC:	<input type="text" value="RIC"/>
Location:	<input type="text" value="Can be changed / updated"/>
Serial Number:	<input type="text" value="Can be changed / updated"/>
Contractor Reference:	<input type="text" value="Can be changed / updated"/>

[Print Label](#) [Cancel](#)

RCDN:	<input type="text" value="Q1111Q6366RCDN"/>
NIIN:	<input type="text" value="NIIN12345"/>
Date Received:	<input type="text"/>
Source Document:	<input type="text"/>
Contract Number:	<input type="text" value="Contract Number"/>
Condition Code:	<input type="text" value="A"/>
Order Number:	<input type="text"/>
CLIN:	<input type="text" value="0001"/>
SLIN:	<input type="text" value="AB"/>
RCVD From:	<input type="text" value="RIC"/>
CTR Ref Number:	<input type="text" value="Reference #"/>
Location:	<input type="text" value="Location"/>
Manufacturer's Serial Number:	<input type="text" value="Serial Number"/>




13072A

Vendor RIC: 

DODAAC:

CAGE:

Current Saved Values



RP GFM/CFM

GFM Creation



GFM Display



GFM Cancellation



CFM Display



CFM Cancellation



CFM Creation



RP Reporting

Repair Requisition Report

0 Ea.

Overdue Requisitions

Repair Material Report
Summary



Repair Material Report
History



Stock Reconciliation Report



Inventory Labels



Repairables PID Update
Custom SU3




Due In Report

33 Ea.

Open Due Ins

RP Misc





Questions?

